

HOW TO STAY SAFE DURING AND AFTER A FLOOD

Simple tips that cover all the essentials

RESIDENTS

DURING



Keep informed and follow the safety instructions broadcasted in the news and on social media, by subscribing to the **official accounts** :

- Prefectures, city councils, @Episeine, ...



Do not attempt to enter any flooded area by any means, whether on foot or by car.



Remain alert and **bring assistance** to the **most vulnerable** around you.




If you have to evacuate, consider **relocating for several days or weeks** to friends or family.

- If you have no other options, you will be able to turn to an emergency shelter.



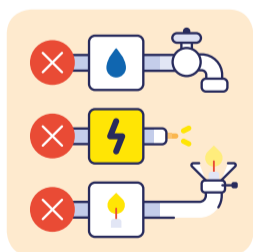
Have your suitcase ready with all your essentials :

- identity papers, water, first aid kit, medication, food, insurance papers, telephone, etc.



Move valuables and any fragile or polluting item to a higher place or floor.

- Don't forget the cellar and garage!



Cut off the gas, water and electricity before evacuating.

- If you live in a collective building, make sure that the building caretaker or co-owners' association have taken care of it.

AFTER



Once you are back home, do not reconnect to your various grids until the **authorities or certified professionals** have **given their approval**.



Before cleaning your home, discarding items or drying out the premises, **take photos** for your insurance company and contact them as soon as possible.



Put on protective gear before handling any waste generated by the flood.



Check in with your neighbours and offer them assistance.

Now you know what to do during a flood - keep it in mind and do not be caught off-guard !

TO FIND OUT ALL ABOUT FLOOD RISK [EPISEINE.FR](https://www.episeine.fr)



Coordinated by:



EPISEINE partners



HOW TO STAY SAFE DURING AND AFTER A FLOOD

Simple tips that cover all the essentials

COMPANIES

DURING



Keep informed and follow the safety instructions broadcasted in the news and on social media, by subscribing to **the official accounts**:

–
Prefectures, city councils,
@Episeine, etc.



In the workplace, your **responsibility extends to ensuring the safety** of your employees.



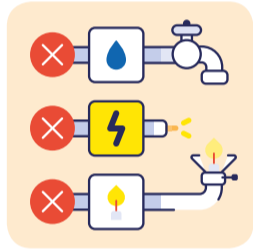
Prohibit employees from **moving around** in the flooded area, whether on foot or by car.



Protect anything essential to your operations: elevate/ move any valuables and sensitive or polluting item.



Provide parking arrangements for your vehicles outside the flooded area.



Cut off the gas, water and electricity **before evacuating**.



If you can, **contribute** at your own level to **solidarity** and **assistance** efforts to vulnerable people and companies.

AFTER



Once you have returned to your premises, do not reconnect to your various grids until the **authorities or certified professionals have given their approval**.



Before cleaning your workplace, discarding items or drying out the premises, **take photos** for your insurance company and contact them as soon as possible.



Put on protective gear before handling any waste generated by the flood.



If you can, **help** companies and individuals weakened by the flood :

–
Host them temporarily, provide internet or communications services, etc. Facilitate your employees' return to work.

Now you know what to do during a flood – keep it in mind and don't be caught off-guard !

TO FIND OUT ALL ABOUT FLOOD RISK [EPISEINE.FR](https://www.episeine.fr)



Coordinated by:



EPISEINE partners:

